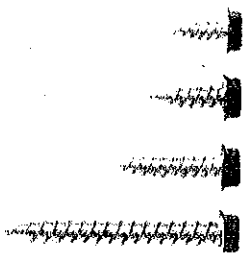



3/8" - 2" hex head screws




- 3/8" hex head screws -----gutter, hanger unit, end caps, strip miters, outlets, elbows, downspout, decorative collector boxes
- 1/2" hex head screws-----gutter trim, downspout wreath, butterflies
- 3/4" hex head screws-----outlet covers, birds, fleur-de-lis, rosettes, deflectors, end cap covers
- 1 1/2" hex head screws-----hanger unit, cast fascia brackets, 8" bar bracket, stamped fascia brackets, downspout straps, downspout brackets, downspout boots, water chain hanger unit, functional collector boxes
- 2" hex head screws-----cast fascia brackets when used with wedges

3/8" - 1 1/2" front screws-----used for all cast fascia brackets and accessories (see back side for optional fascia bracket tab installation)



- 3/8" front screws-----used only with optional tab application on these brackets: Antique Flat Open Curl, Weathered Flat Plain, 8" Flat Plain
- 1/2" front screws-----Antique Flat Open Curl
- 3/4" front screws-----6" Plain, 6" Streamline, 6" Open Curl, Weathered Flat Plain, Closed Curl, Branch, Squirrel, Vine, Forged Style, 8" Plain, 8" Flat Plain, 8" Streamline
- 1" front screws-----5" Plain, 5" Open Curl, Double Open Curl, 6" Queen Anne, Splash, Rope, Acanthus, Leaf, Dolphin, Cactus, Oriental, Moon & Stars, 8" Open Curl, 8" Queen Anne and decorative miter covers
- 1 1/4" front screws-----Seahorse, Fish, Mermaid, Santa Fe
- 1 1/2" front screws-----Horse

lag bolts 2", 3", 4" & 6"-----used for all cast fascia brackets with wedges

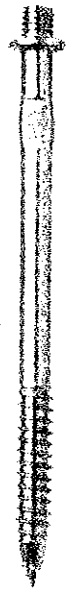


hex head nuts, flange nuts, flat washers




- hex head nuts-----hanger units, roof bar
- flange nuts-----cast fascia brackets, decorative miter covers
- large flat washer-----hanger units
- flat washer-----downspout straps, functional collector boxes

PASSIVATED STAINLESS STEEL LAG BOLTS 4 1/2", 6", AND 8"-----projecting mount stamped downspout brackets



#12 1 1/2" s.s. wood screws-----15" and 17" roof bar

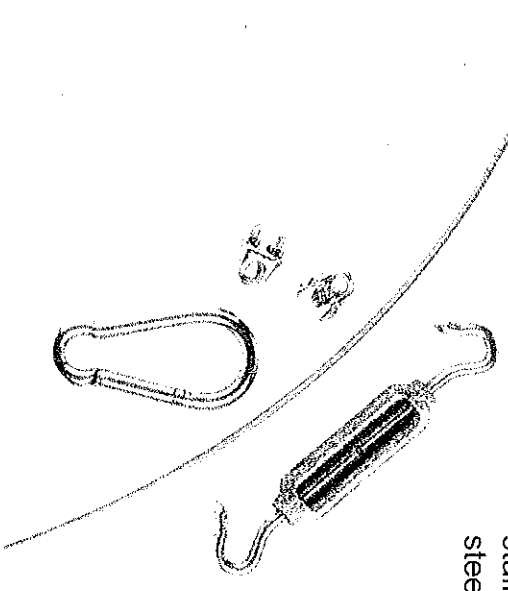


1" x 5/16" s.s. machine bolts-----15" and 17" roof bar

DRIP CUP INSTALLATION KIT-----Aluminum midget turnbuckle,

stainless steel snap (carabiner),

stainless steel cable clamps, stainless steel cable



(optional) fascia bracket TAB INSTALLATION-----T-nut, tab, and front screw

